



Quantity Threshold Notification

Table of Contents:

1. Introduction	2
2. Step-by-Step Process	2
a. GIMS configuration	2
b. HyMix Pro configuration	2
3. Contact information	3



1. Introduction

The following guide explains how HyMix Pro notifies the user when the quantity of a product is lower than the minimum order.

P.S: This feature only works when both HyMix Pro and GIMS are installed on the same PC.

2. Step-by-Step Process

a. GIMS configuration

i. Enter the Minimum and Maximum order point (*Review Stock Definition section*)

Product entry

Exit Save Save and Close

Exit Operation

Description BASECOAT GREENISH BLUE

Code B170 Min. Order Point 5

Max. Order Point 10 Category PAINT

Deactivate

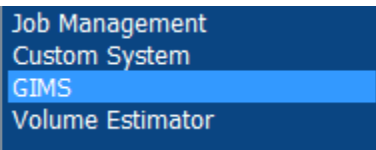
ii. Make sure the quantity available in stock is less than the Minimum Order (*Review Reports section*)

Code	Products	Min. Order Point	Max. Order Point	Amount In Liters
B170	BASECOAT GREENISH BLUE	0.0	0.0	2.0

b. HyMix Pro configuration

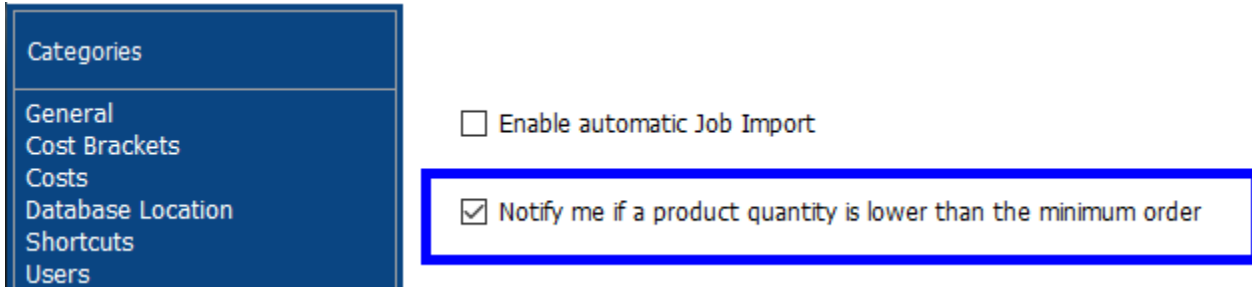
i. Click on parameters.

ii. In the left navigation bar, click on GIMS.

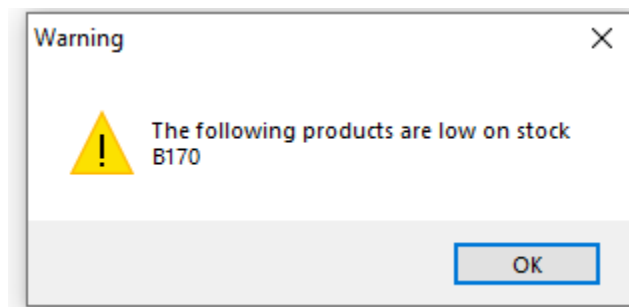




- iii. Tick on “Notify me if a product quantity is lower than the minimum order” to activate this feature.



- iv. Close the parameters windows.
- v. Open the Mixing system and search for a formula that contains the code that you configured in GIMS.
- vi. Once you choose a paint line, a popup message appears as below in case the quantity is lower than your stock and the minimum quantity on order.



3. Contact information

For more information or comments, please do not hesitate to contact our Software support team by email at support.it@hymax.biz

Or by phone at +961 9 925 990

We are available from 8:00AM (GMT) to 8:00PM (GMT).